


CRYSTORAMA

LIGHTING GROUP

95 Cantiague Rock Road Westbury, NY 11590 Tel:(516) 931-9090 Fax:(516) 931-1254 www.crystorama.com

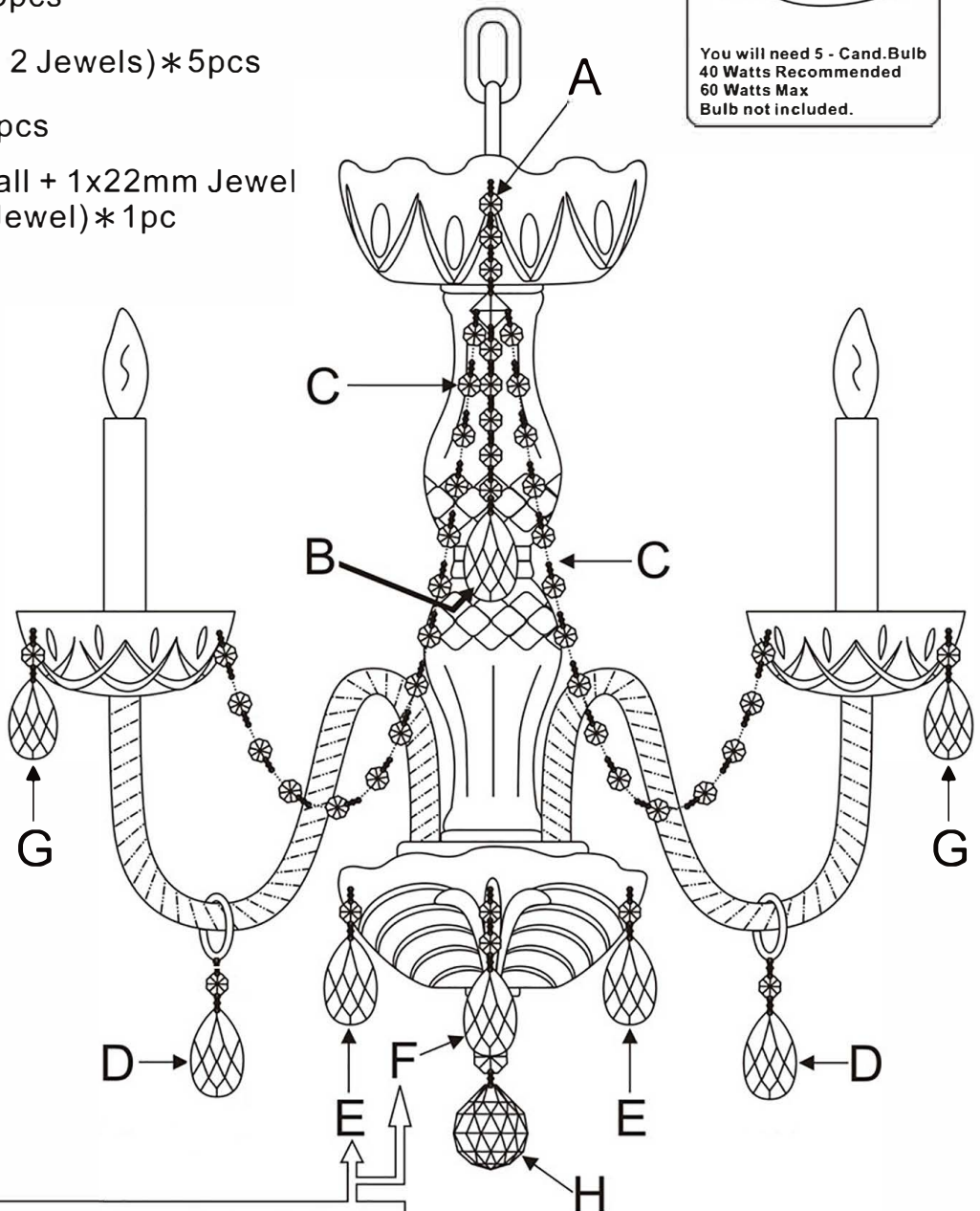
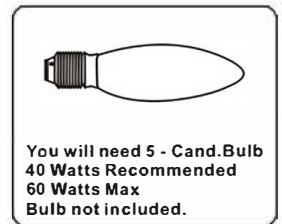
MODEL#: 1061-SAQ ASSEMBLY AND DRESSING INSTRUCTIONS



All electrical components must be installed by a licensed electrician in accordance with the National Electric Code and the appropriate local electrical codes.



- A= (3 Jewels Strand + 1 Square) * 5pcs
- B= (9/60-2.5" + 5 Jewels) * 5pcs
- C= (15 Jewels Strand) * 10pcs
- D= (1 Ring + 9/60-2.5") * 5pcs
- E= (9/60-2.5") * 5pcs
- F= (9/60-2.5" + 2 Jewels) * 5pcs
- G= (9/50-2") * 20pcs
- H= (1x40mm Ball + 1x22mm Jewel + 1x14mm Jewel) * 1pc



Attached to every other pin hole.